




U.S. Judicial Districts - State of Utah (2015)


Total Persons 5 Years and Over Who Speak a Language Other Than English at Home and Speak English Less than "Very Well"

Idaho








Wyoming


Legend

-  State Boundaries
-  US Judicial Districts
-  Water



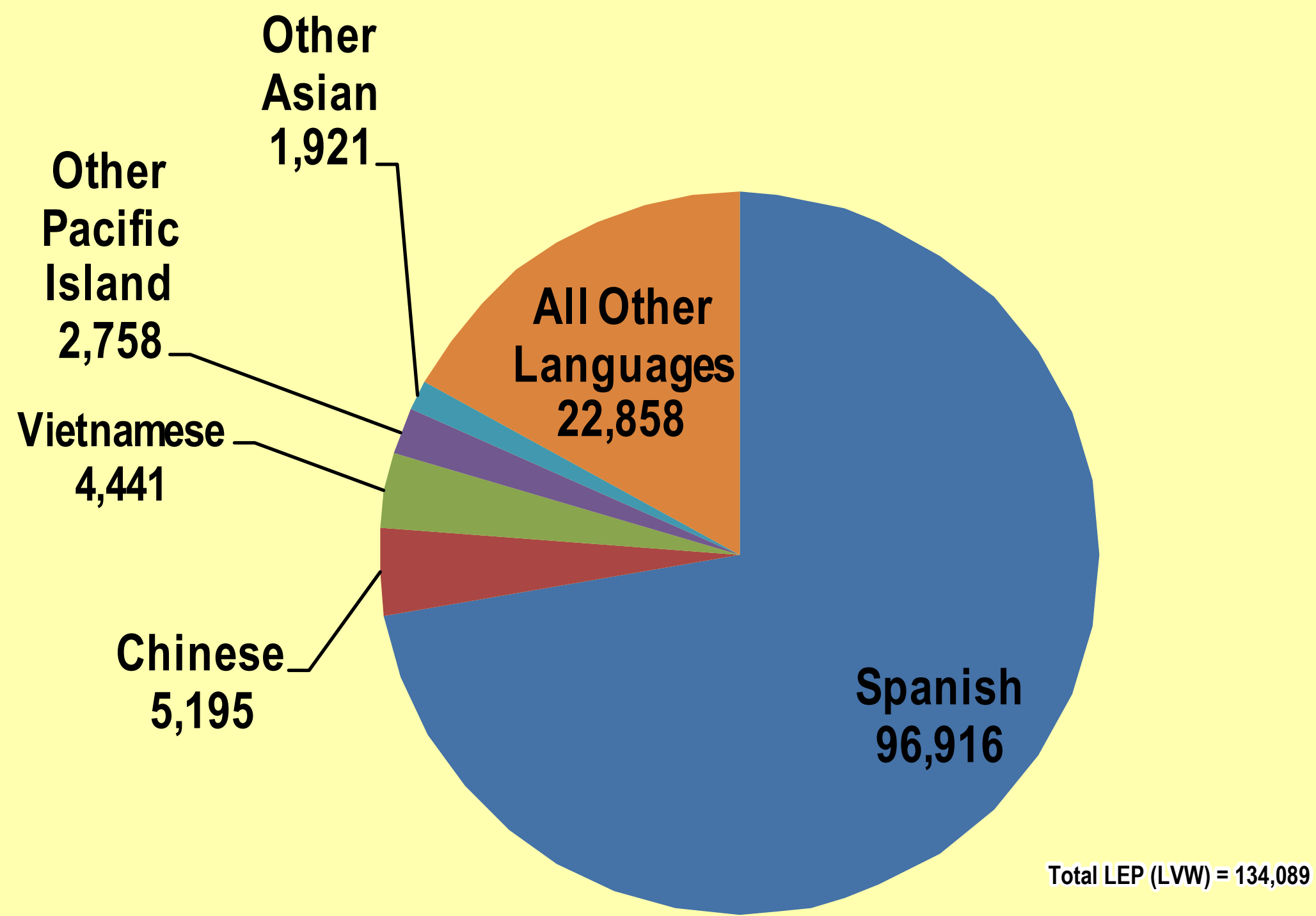
JUDICIAL DISTRICTS-TOTAL LEP for LEP Less Than Very Well (2015)

-  <=50K
-  >50K AND <=150K
-  >150K AND <=250K
-  >250K AND <=500K
-  >500K AND <=1M
-  >1M AND <=3M
-  >3M



Nevada

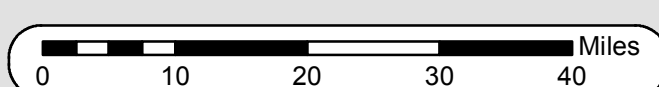
UTAH



Colorado

Arizona

New Mexico



Pie charts represent total number of LEP persons within a judicial district by language spoken (number).

Source: U.S. Census 2011-2015 American Community Survey Data Table B16001
 LANGUAGE SPOKEN AT HOME BY ABILITY TO SPEAK ENGLISH FOR THE POPULATION 5 YEARS AND OVER
 The estimates from ACS are based on a sample survey and hence are subject to sampling error.