

U.S. Judicial Districts - State of New Hampshire (2012)

Percent of Persons 5 Years and Over Who Speak a Language Other Than English at Home and Speak English Less Than "Very Well"

CANADA

Maine

Vermont

Atlantic Ocean

Massachusetts


NEW HAMPSHIRE

Legend

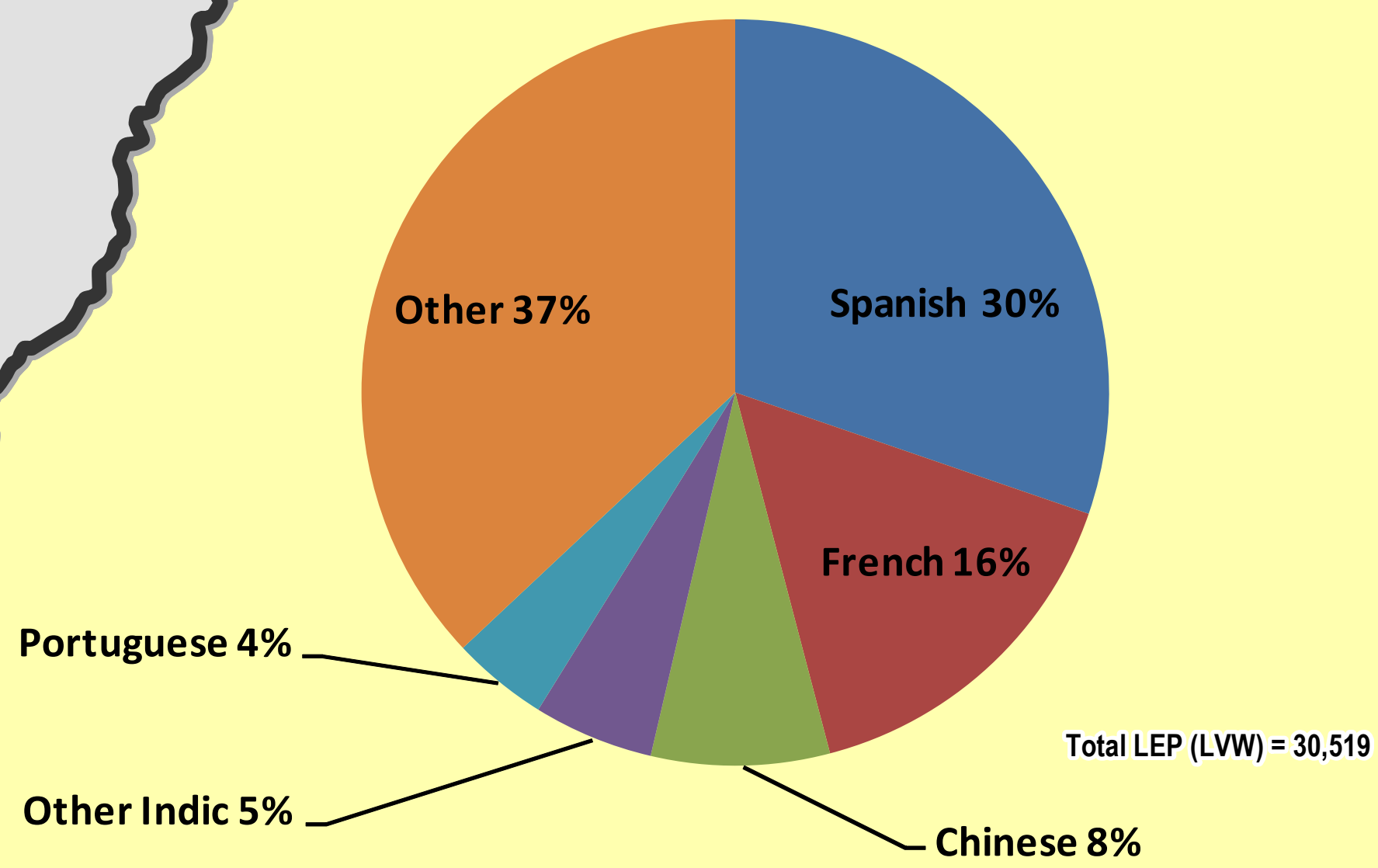
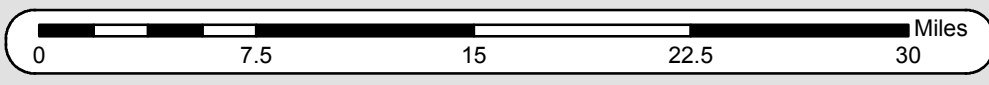
- Other Countries
- US Judicial Districts
- State Boundaries
- Water

JUDICIAL DISTRICTS-%LEP for Less Than Very Well (2012)

- <=1%
- >1% AND <=3%
- >3% AND <=5%
- >5% AND <=10%
- >10% AND <=15%
- >15% AND <=25%
- >25%



Prepared by
U.S. Department of Justice
Civil Rights Division
Washington D.C. 20530



Pie charts represent total number of LEP persons within a judicial district by language spoken (percentage).

Source: U.S. Census 2008-2012 American Community Survey Data Table B16001
LANGUAGE SPOKEN AT HOME BY ABILITY TO SPEAK ENGLISH FOR THE POPULATION 5 YEARS AND OVER
The estimates from ACS are based on a sample survey and hence are subject to sampling error.