






U.S. Judicial Districts - State of New Hampshire (2015) Total Persons 5 Years and Over Who Speak a Language Other Than English at Home and Speak English Less Than "Very Well"








CANADA


Legend

-  Other Countries
-  State Boundaries
-  US Judicial Districts
-  Water

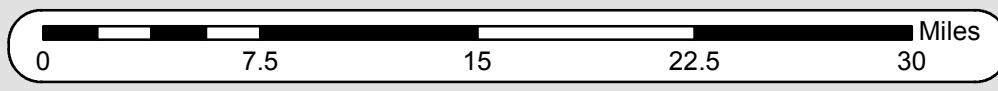


JUDICIAL DISTRICTS-TOTAL LEP for LEP Less Than Very Well (2015)

-  ≤50K
-  >50K AND ≤150K
-  >150K AND ≤250K
-  >250K AND ≤500K
-  >500K AND ≤1M
-  >1M AND ≤3M
-  >3M




Prepared by
U.S. Department of Justice
Civil Rights Division
Washington D.C. 20530



Vermont

Maine



NEW HAMPSHIRE

Atlantic
Ocean

Massachusetts

Pie charts represent total number of LEP persons within a judicial district by language spoken (number).

Source: U.S. Census 2011-2015 American Community Survey Data Table B16001
LANGUAGE SPOKEN AT HOME BY ABILITY TO SPEAK ENGLISH FOR THE POPULATION 5 YEARS AND OVER
The estimates from ACS are based on a sample survey and hence are subject to sampling error.