






# U.S. Judicial Districts - State of New Hampshire (2013) Total Persons 5 Years and Over Who Speak a Language Other Than English at Home and Speak English Less Than "Very Well"








CANADA


### Legend

-  Other Countries
-  US Judicial Districts
-  State Boundaries
-  Water

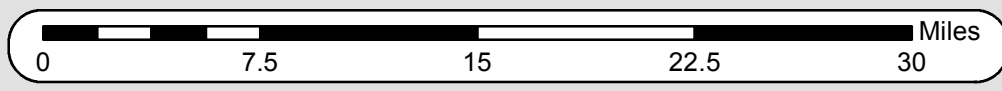


### JUDICIAL DISTRICTS-TOTAL LEP for LEP Less Than Very Well (2013)

-  <=50K
-  >50K AND <=150K
-  >150K AND <=250K
-  >250K AND <=500K
-  >500K AND <=1M
-  >1M AND <=3M
-  >3M

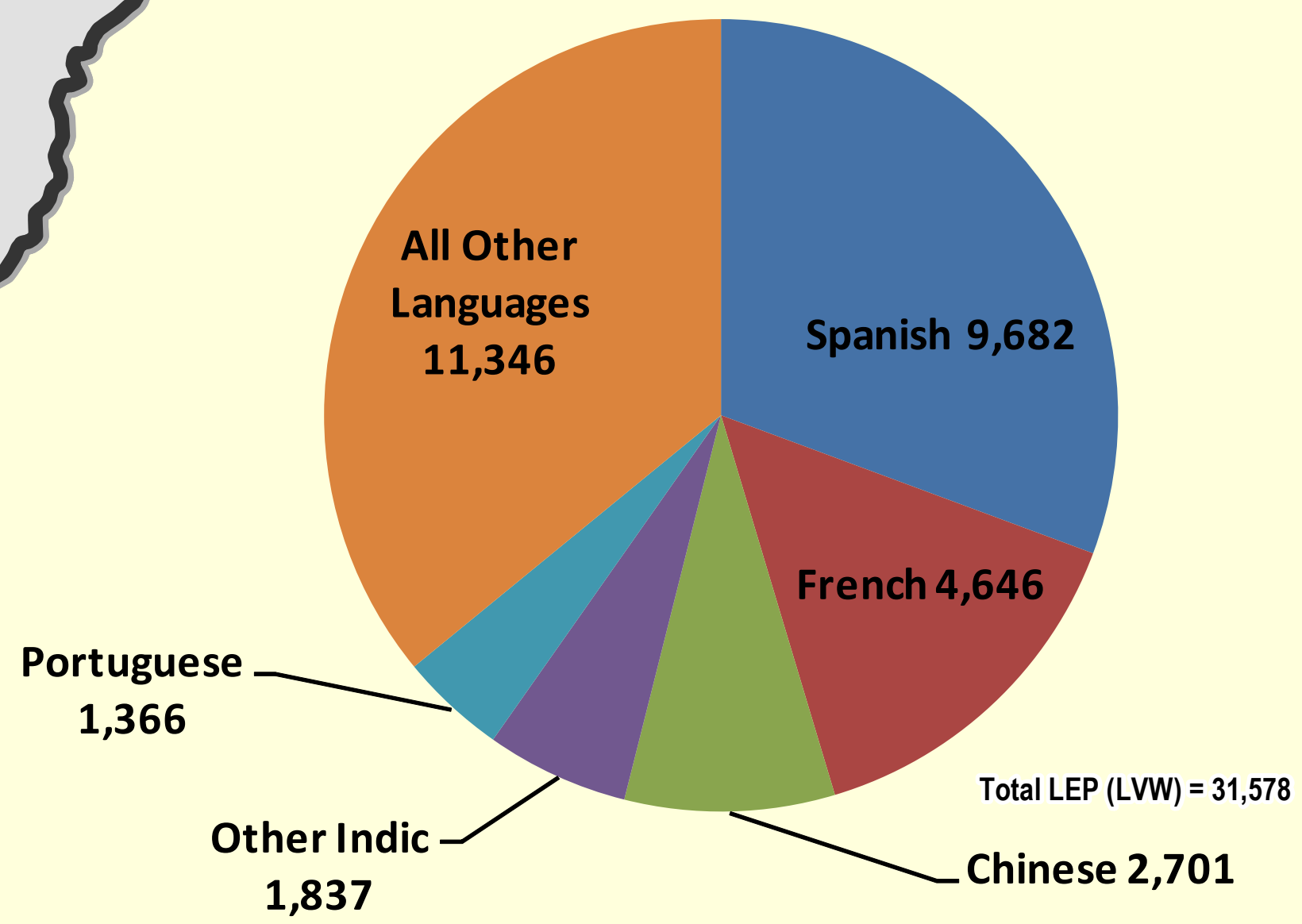


Prepared by  
U.S. Department of Justice  
Civil Rights Division  
Washington D.C. 20530



Vermont

Maine



## NEW HAMPSHIRE

Atlantic  
Ocean

Massachusetts

Pie charts represent total number of LEP persons within a judicial district by language spoken (number).

Source: U.S. Census 2009-2013 American Community Survey Data Table B16001  
LANGUAGE SPOKEN AT HOME BY ABILITY TO SPEAK ENGLISH FOR THE POPULATION 5 YEARS AND OVER  
The estimates from ACS are based on a sample survey and hence are subject to sampling error.