


U.S. Judicial Districts - State of New Hampshire (2012) Total Persons 5 Years and Over Who Speak a Language Other Than English at Home and Speak English Less Than "Very Well"

CANADA


Legend

- Other Countries
- US Judicial Districts
- State Boundaries
- Water

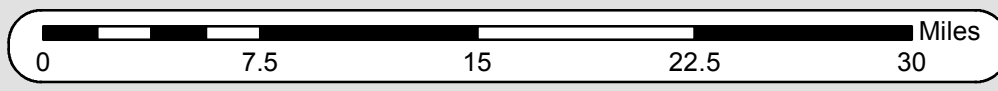


JUDICIAL DISTRICTS-TOTAL LEP for LEP Less Than Very Well (2012)

- <=50K
- >50K AND <=150K
- >150K AND <=250K
- >250K AND <=500K
- >500K AND <=1M
- >1M AND <=3M
- >3M

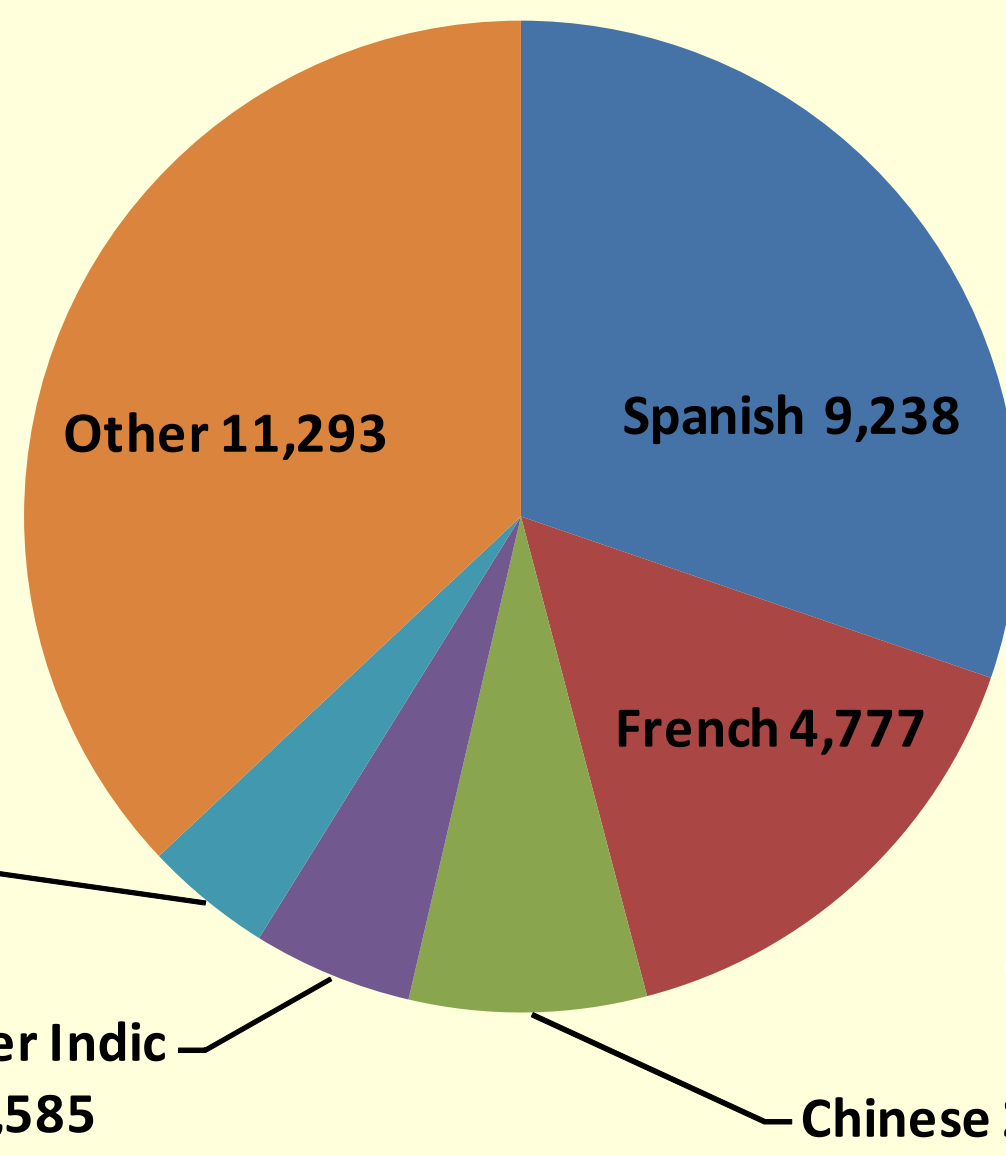


Prepared by
U.S. Department of Justice
Civil Rights Division
Washington D.C. 20530



Vermont

Maine



NEW HAMPSHIRE

Atlantic
Ocean

Massachusetts

Pie charts represent total number of LEP persons within a judicial district by language spoken (number).

Source: U.S. Census 2008-2012 American Community Survey Data Table B16001
LANGUAGE SPOKEN AT HOME BY ABILITY TO SPEAK ENGLISH FOR THE POPULATION 5 YEARS AND OVER
The estimates from ACS are based on a sample survey and hence are subject to sampling error.