


U.S. Judicial Districts - State of North Dakota (2015)
Percent of Persons 5 Years and Over Who Speak a Language
Other Than English at Home and Speak English Less Than "Very Well"

CANADA

NORTH DAKOTA

Minnesota

Montana





Total LEP (LVW) = 11,356

Legend

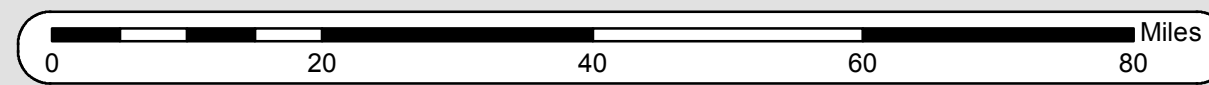
- Other Countries
- State Boundaries
- US Judicial Districts

JUDICIAL DISTRICTS-%LEP for Less Than Very Well (2015)

- <=1%
- >1% AND <=3%
- >3% AND <=5%
- >5% AND <=10%
- >10% AND <=15%
- >15% AND <=25%
- >25%

Prepared by:
U.S. Department of Justice
Civil Rights Division
Washington D.C. 20530



Source: U.S. Census 2011-2015 American Community Survey Data
 Table B16001
 LANGUAGE SPOKEN AT HOME BY ABILITY TO SPEAK
 ENGLISH FOR THE POPULATION 5 YEARS AND OVER
 The estimates from ACS are based on a sample survey
 and hence are subject to sampling error.

Pie charts represent total number of LEP persons within
 a judicial district by language spoken (percentage).

South Dakota