

U.S. Judicial Districts - State of North Dakota (2014)

Total Persons 5 Years and Over Who Speak a Language Other Than English at Home and Speak English Less Than "Very Well"


CANADA

Legend

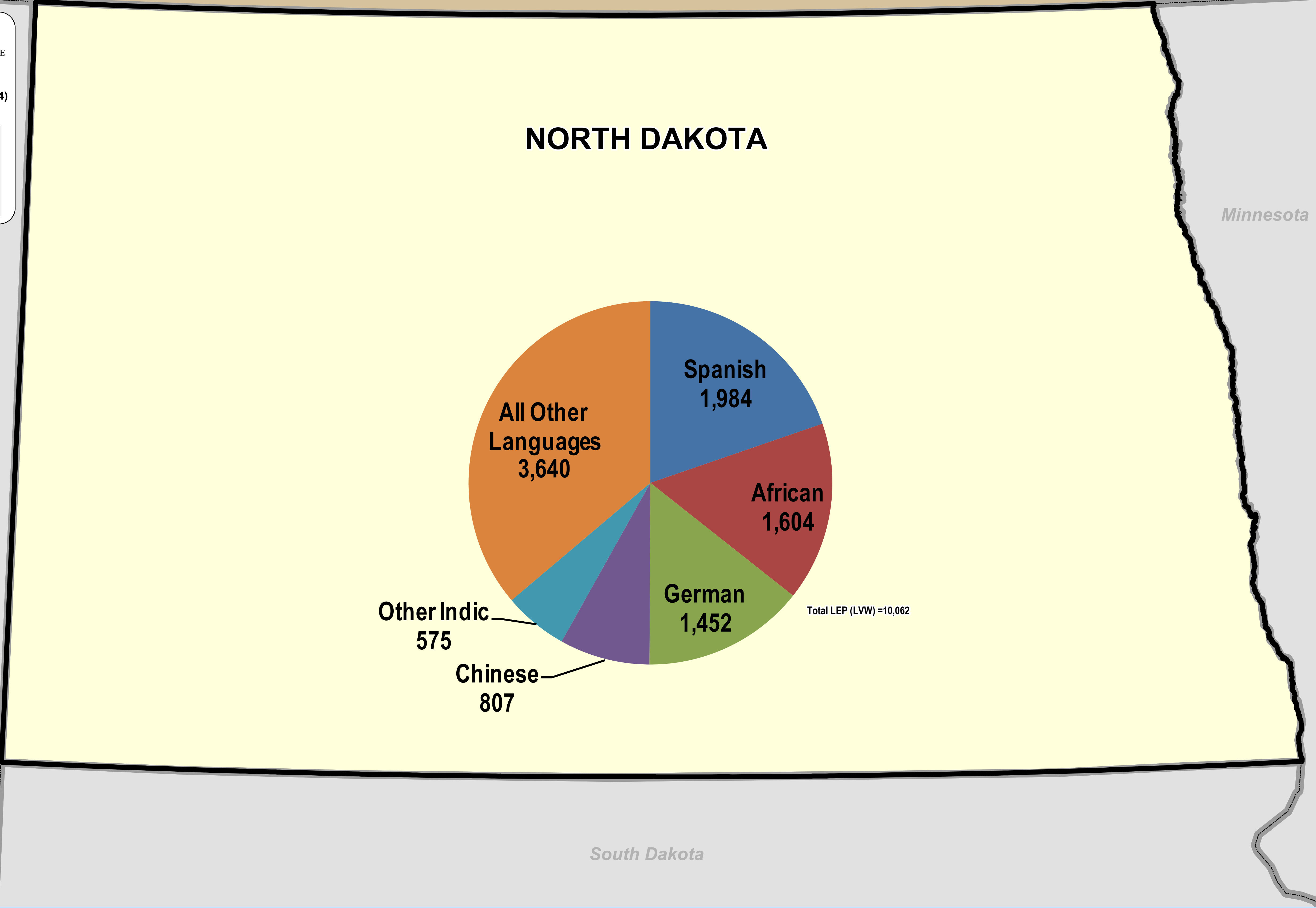
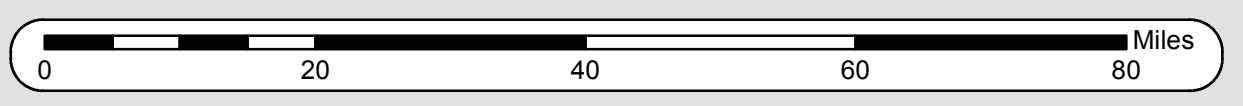

- Other Countries
- State Boundaries
- US Judicial Districts

JUDICIAL DISTRICTS-TOTAL LEP for LEP Less Than Very Well (2014)

- <=50K
- >50K AND <=150K
- >150K AND <=250K
- >250K AND <=500K
- >500K AND <=1M
- >1M AND <=3M
- >3M



Prepared by:
U.S. Department of Justice
Civil Rights Division
Washington, D.C. 20530



Minnesota

Montana

South Dakota

Source: U.S. Census 2010-2014 American Community Survey Data Table B16001 LANGUAGE SPOKEN AT HOME BY ABILITY TO SPEAK ENGLISH FOR THE POPULATION 5 YEARS AND OVER The estimates from ACS are based on a sample survey and hence are subject to sampling error.

Pie charts represent total number of LEP persons within a judicial district by language spoken (number).