

U.S. Judicial Districts - State of Montana (2012)
Total Persons 5 Years and Over Who Speak a Language
Other Than English at Home and Speak English Less Than "Very Well"

CANADA

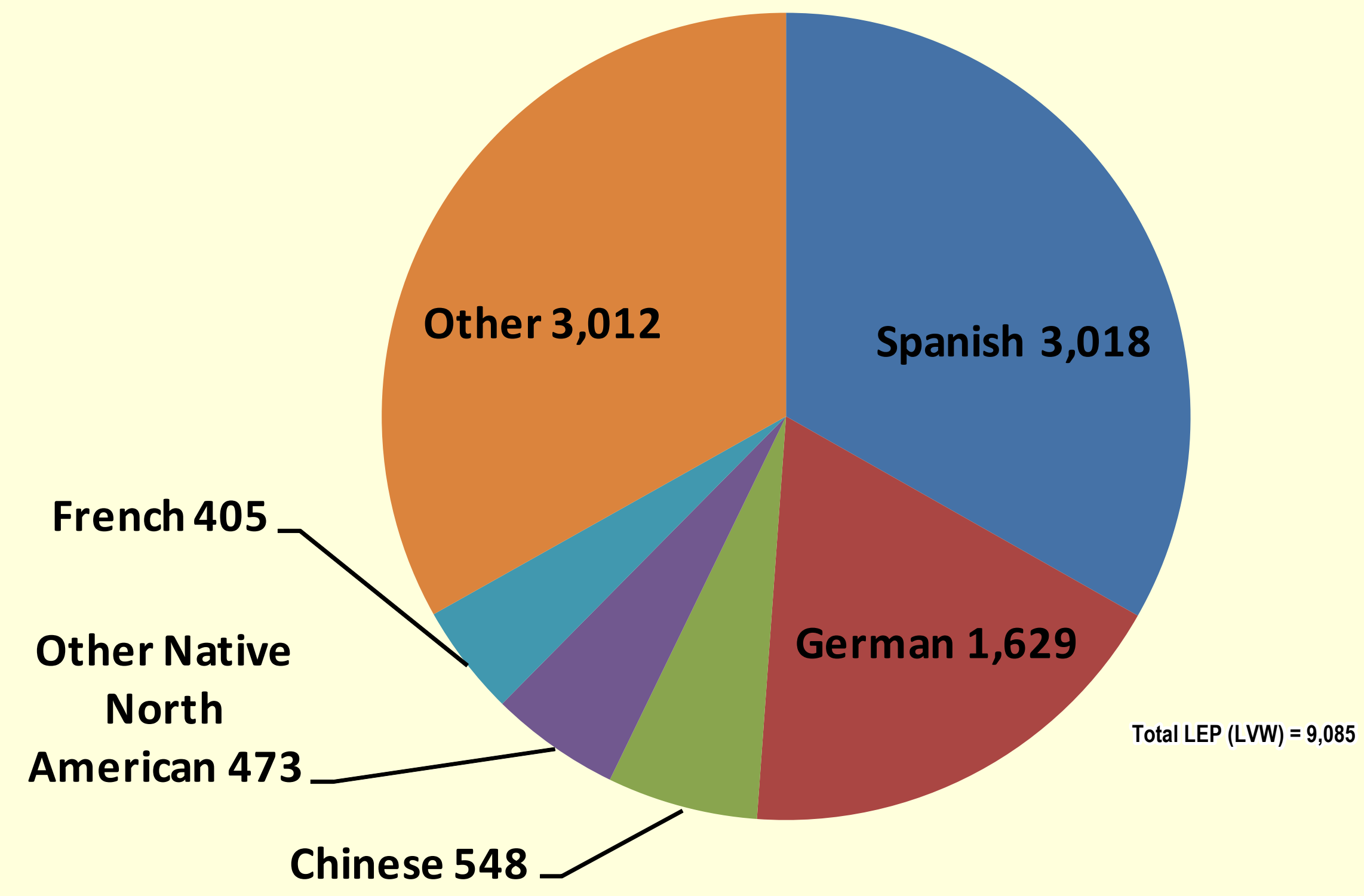
North Dakota

Idaho

South Dakota

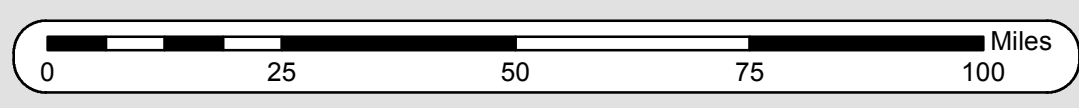
Wyoming

MONTANA



Source: U.S. Census 2008-2012 American Community Survey Data
 Table B16001
 LANGUAGE SPOKEN AT HOME BY ABILITY TO SPEAK
 ENGLISH FOR THE POPULATION 5 YEARS AND OVER
 The estimates from ACS are based on a sample survey
 and hence are subject to sampling error.

Pie charts represent total number of LEP persons within
 a judicial district by language spoken (number).





Legend

- Other Countries
- US Judicial Districts
- State Boundaries

JUDICIAL DISTRICTS-TOTAL LEP for LEP Less Than Very Well (2012)

- <=50K
- >50K AND <=150K
- >150K AND <=250K
- >250K AND <=500K
- >500K AND <=1M
- >1M AND <=3M
- >3M





Prepared by:
 U.S. Department of Justice
 Civil Rights Division
 Washington, D.C. 20530