

U.S. Judicial Districts - State of Massachusetts (2013)

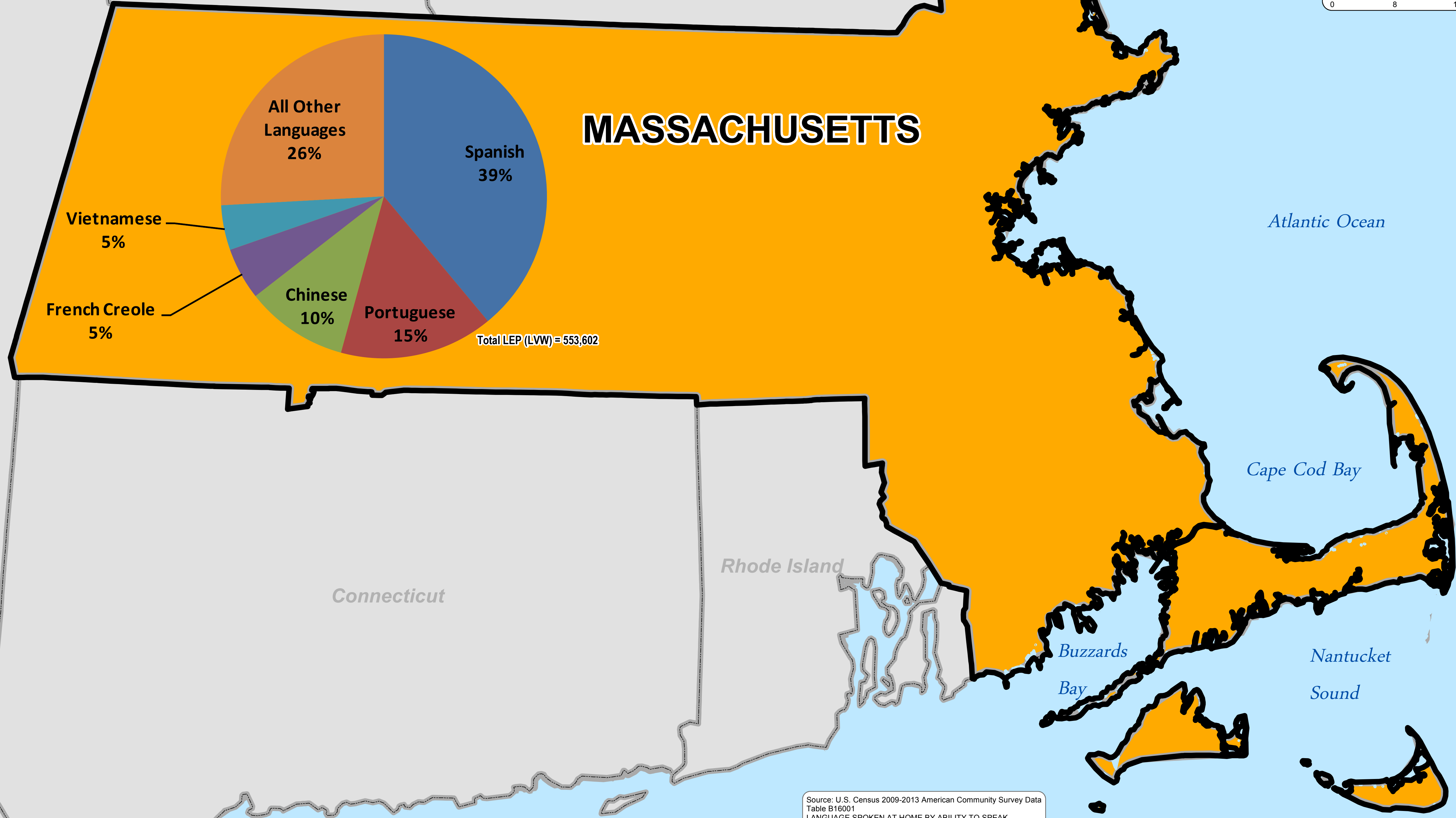
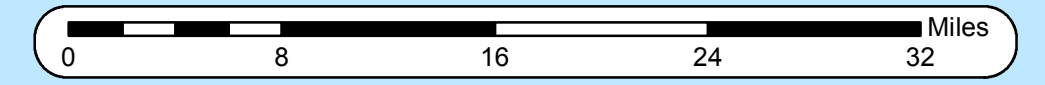


Percent of Persons 5 Years and Over Who Speak a Language Other Than English at Home and Speak English Less than "Very Well"

Legend

- State Boundaries
- US Judicial Districts
- Water

JUDICIAL DISTRICTS-%LEP for Less Than Very Well (2012)

- <=1%
- >1% AND <=3%
- >3% AND <=5%
- >5% AND <=10%
- >10% AND <=15%
- >15% AND <=25%
- >25%



New York

Vermont

New Hampshire

Atlantic Ocean

Cape Cod Bay

Connecticut

Rhode Island

Buzzards Bay

Nantucket Sound

Pie charts represent total number of LEP persons within a judicial district by language spoken (percentage).

Source: U.S. Census 2009-2013 American Community Survey Data Table B16001 LANGUAGE SPOKEN AT HOME BY ABILITY TO SPEAK ENGLISH FOR THE POPULATION 5 YEARS AND OVER The estimates from ACS are based on a sample survey and hence are subject to sampling error.