

U.S. Judicial Districts - State of Massachusetts (2015)
Total Persons 5 Years and Over Who Speak a Language Other Than English at Home and Speak English Less than "Very Well"

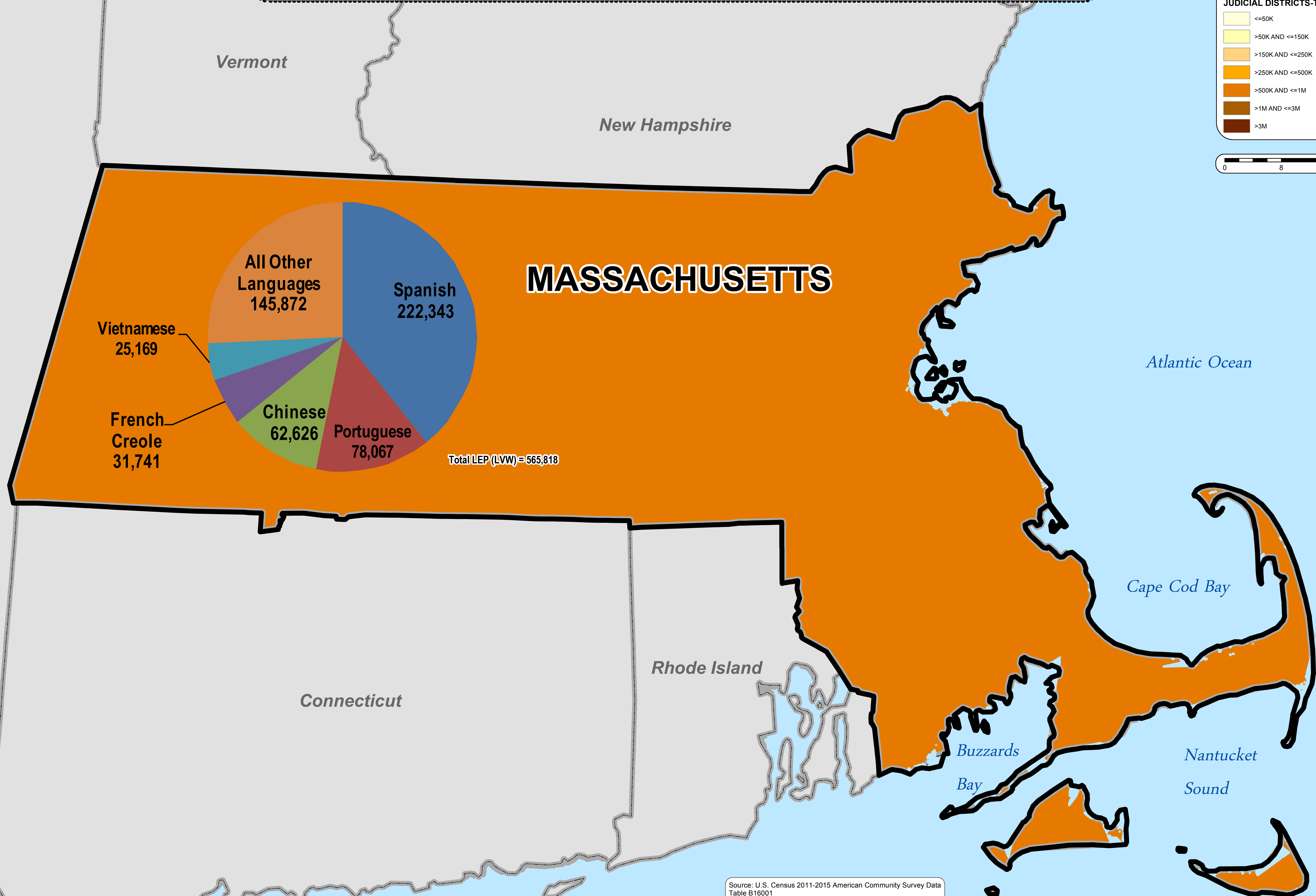
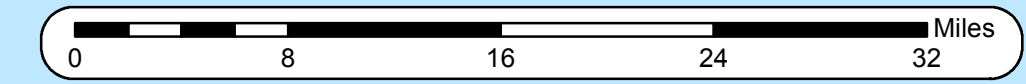

Legend

- State Boundaries
- US Judicial Districts
- Water

JUDICIAL DISTRICTS-TOTAL LEP for LEP Less Than Very Well (2015)

- <=50K
- >50K AND <=150K
- >150K AND <=250K
- >250K AND <=500K
- >500K AND <=1M
- >1M AND <=3M
- >3M

Prepared by:
 U.S. Department of Justice
 Civil Rights Division
 Washington D.C. 20530



New York

Vermont

New Hampshire

Atlantic Ocean

Cape Cod Bay

Rhode Island

Connecticut

Buzzards Bay

Nantucket Sound

Pie charts represent total number of LEP persons within a judicial district by language spoken (number).

Source: U.S. Census 2011-2015 American Community Survey Data Table B16001 LANGUAGE SPOKEN AT HOME BY ABILITY TO SPEAK ENGLISH FOR THE POPULATION 5 YEARS AND OVER The estimates from ACS are based on a sample survey and hence are subject to sampling error.