

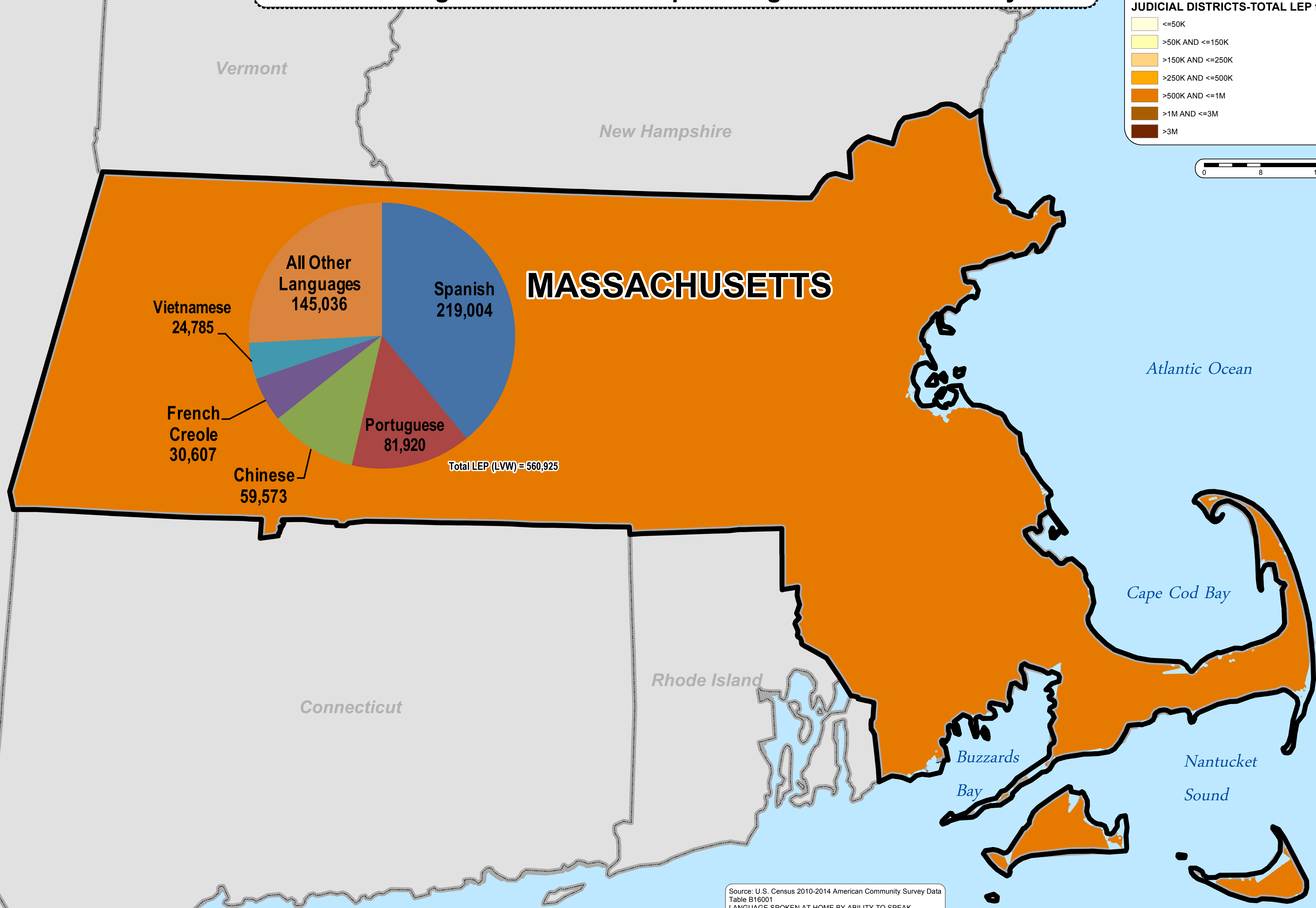
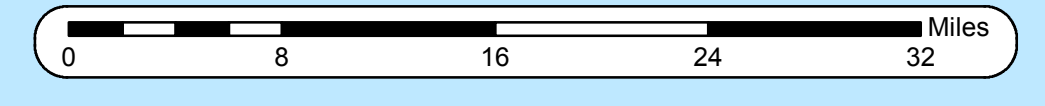


U.S. Judicial Districts - State of Massachusetts (2014)
Total Persons 5 Years and Over Who Speak a Language Other Than English at Home and Speak English Less than "Very Well"

Legend

- State Boundaries
- US Judicial Districts
- Water

JUDICIAL DISTRICTS-TOTAL LEP for LEP Less Than Very Well (2014)

- <=50K
- >50K AND <=150K
- >150K AND <=250K
- >250K AND <=500K
- >500K AND <=1M
- >1M AND <=3M
- >3M



Pie charts represent total number of LEP persons within a judicial district by language spoken (number).

Source: U.S. Census 2010-2014 American Community Survey Data Table B16001 LANGUAGE SPOKEN AT HOME BY ABILITY TO SPEAK ENGLISH FOR THE POPULATION 5 YEARS AND OVER The estimates from ACS are based on a sample survey and hence are subject to sampling error.

Vermont

New Hampshire

New York

Connecticut

Rhode Island

Atlantic Ocean

Cape Cod Bay

Buzzards Bay

Nantucket Sound