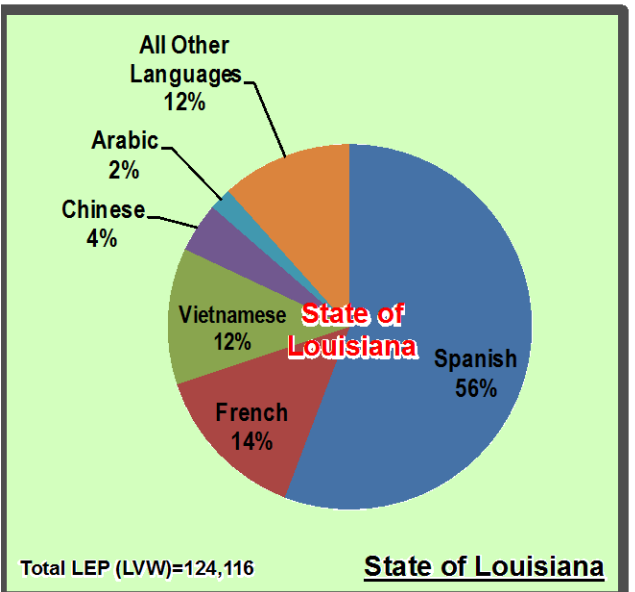
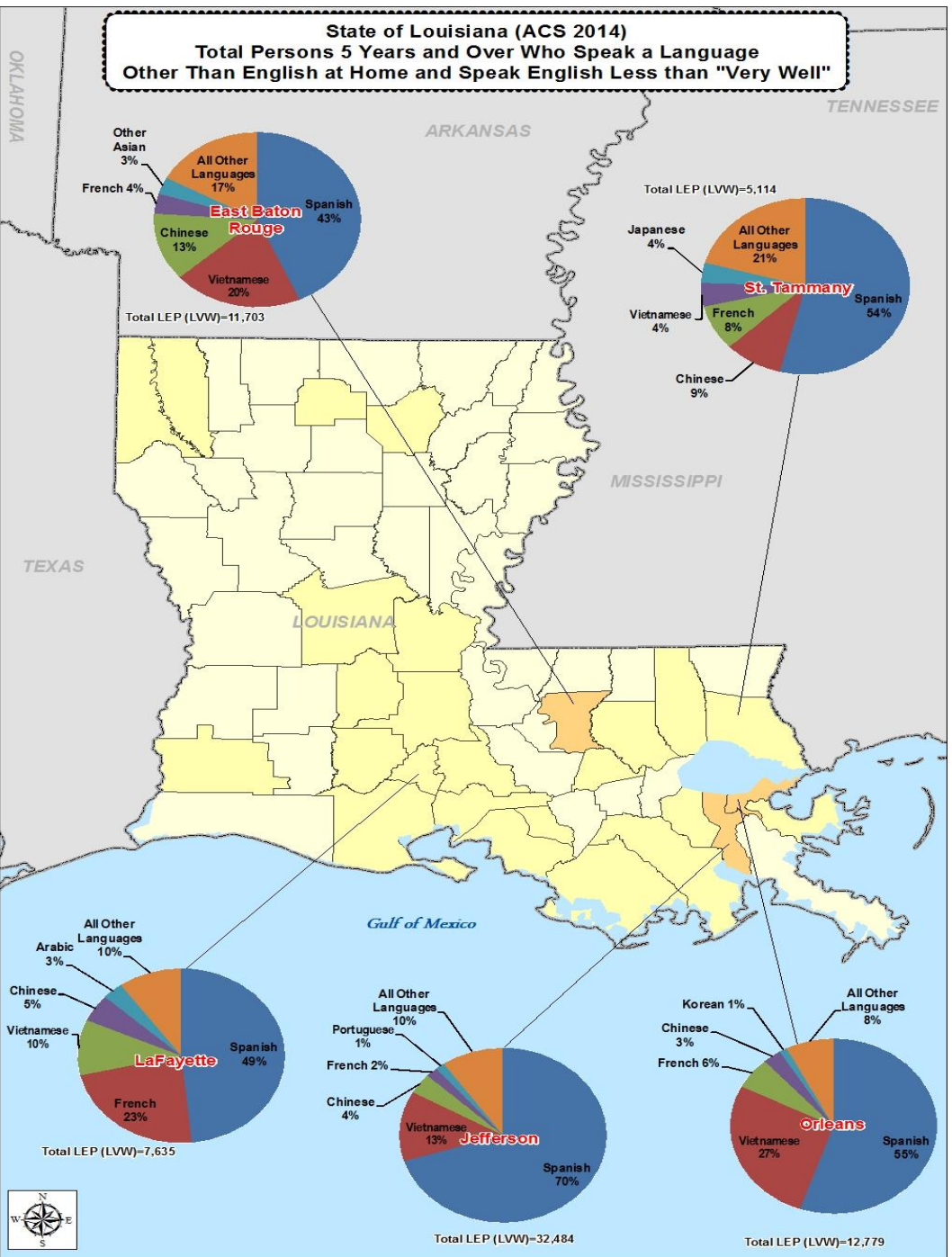


**State of Louisiana (ACS 2014)  
Total Persons 5 Years and Over Who Speak a Language  
Other Than English at Home and Speak English Less than "Very Well"**




**Legend**

- State Boundaries
- Water

**PARISHES - Total LEP for Less Than Very Well (ACS2014 5 YR)**

- <=1K
- >1K AND <=10K
- >10K AND <=50K
- >50K AND <=100K
- >100K AND <=250K
- >250K AND <=750K
- >750K
- No LEP

\*Pie Charts represent Counties with the highest percent of LEP individuals by languages spoken.



Source: U.S. Census 2010-2014 American Community Survey Data  
Table B16001  
LANGUAGE SPOKEN AT HOME  
BY ABILITY TO SPEAK ENGLISH FOR THE POPULATION 5 YEARS AND OVER.  
The estimates from the ACS are based on a sample survey and hence are subject to sampling error.

