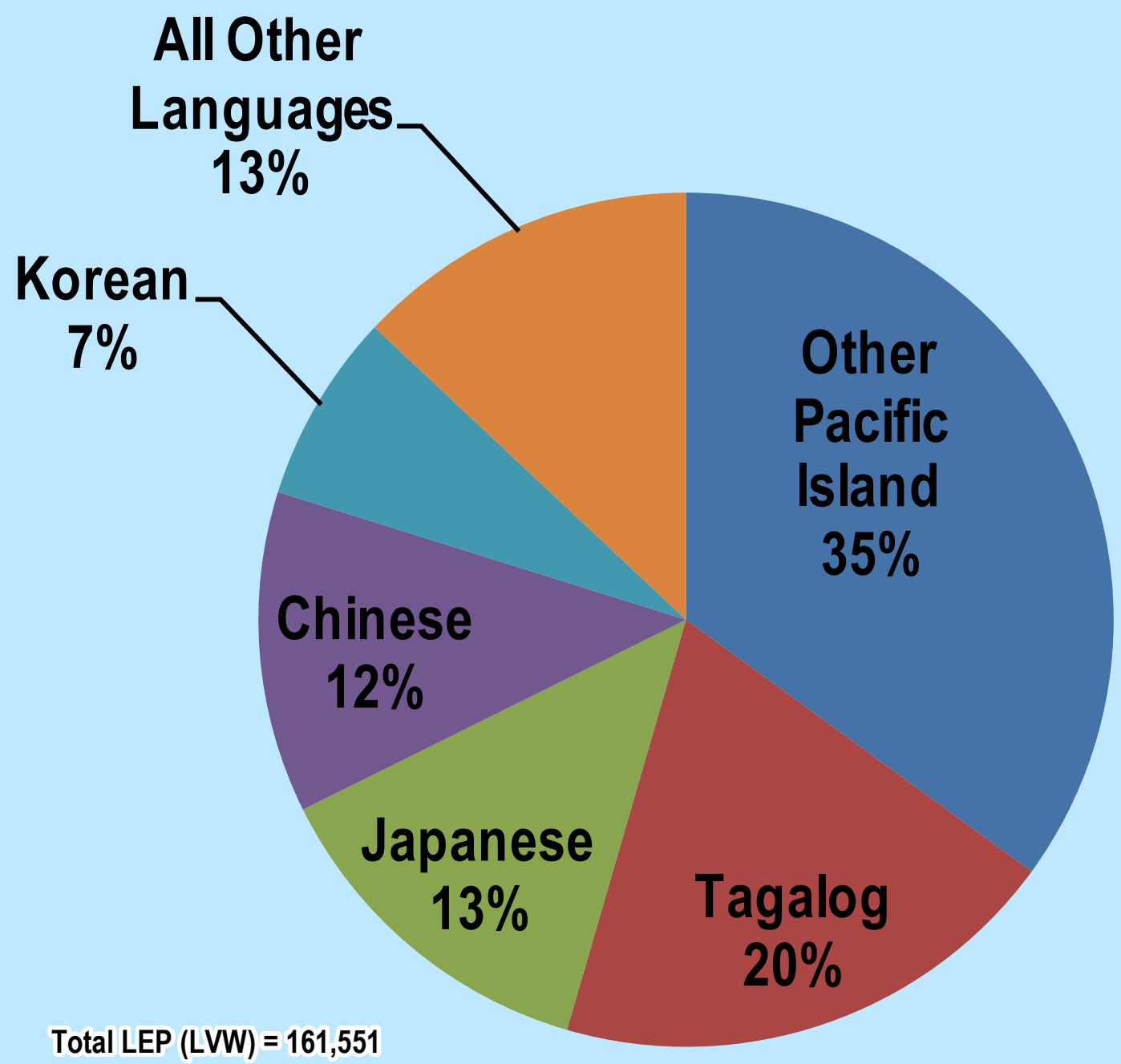


U.S. Judicial Districts - State of Hawaii (2014)
Percent of Persons 5 Years and Over Who Speak a Language Other Than English at Home and Speak English Less Than "Very Well"



Pacific Ocean




Total LEP (LVW) = 161,551

Legend

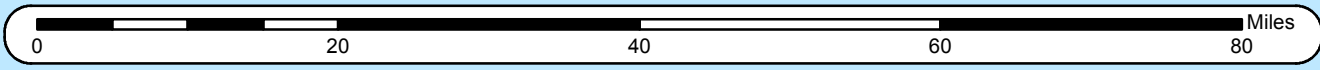

- States
- US Judicial Districts
- Water

JUDICIAL DISTRICTS-%LEP for Less Than Very Well (2014)

- <=1%
- >1% AND <=3%
- >3% AND <=5%
- >5% AND <=10%
- >10% AND <=15%
- >15% AND <=25%
- >25%



Prepared by:
 U.S. Department of Justice
 Civil Rights Division
 Washington, D.C. 20530



Pie charts represent total number of LEP persons within a judicial district by language spoken (percentage).

Source: U.S. Census 2010-2014 American Community Survey Data Table B16001
 LANGUAGE SPOKEN AT HOME BY ABILITY TO SPEAK ENGLISH FOR THE POPULATION 5 YEARS AND OVER
 The estimates from ACS are based on a sample survey and hence are subject to sampling error.